

150W LED Shoebox Light



■ Product Features



- High efficiency LED Driver, the wide range input voltage AC100-277V or AC200-480V;
- Lumileds LED high luminous efficiency and long life.
- Cast aluminum design, better cooling and easy replacement, light quality, LED Tj < 85°C.
- Excellent optical design, greatly improve the light utilization and evenness.
- Photocell Control Available (Option)



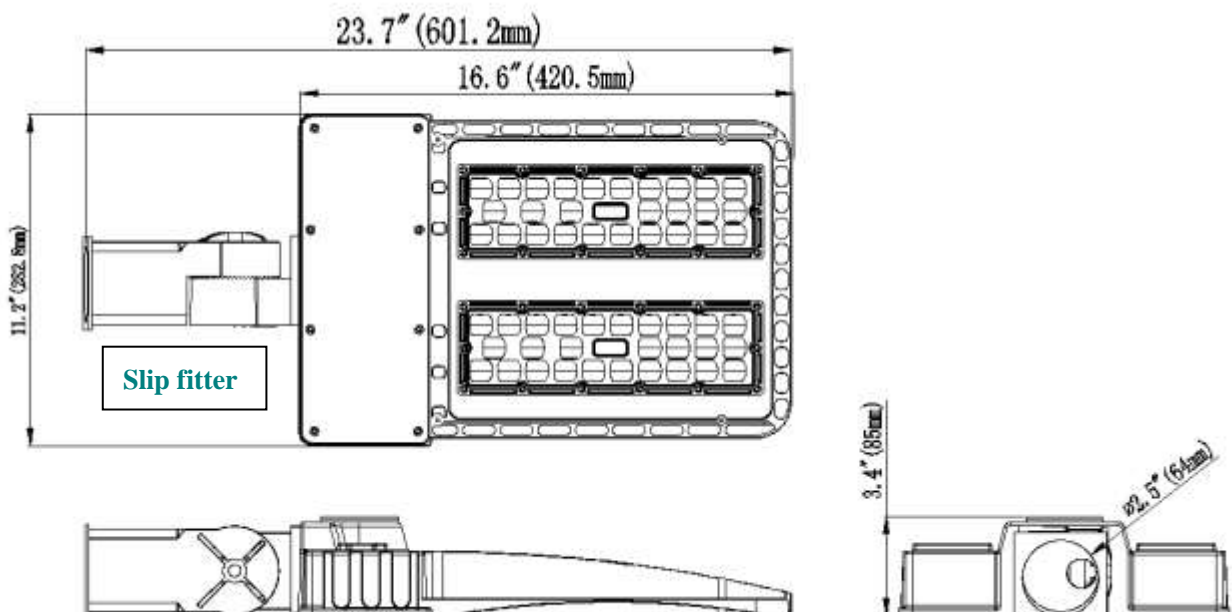
■ Product Applications

ACES LED Shoebox Lighting series can be widely used in Urban roads, Industrial areas, Residential areas, Sidewalks, Parking lot, Schools, Gardens and etc.

■ Structure Features

- **Shell materials:** Aluminum & PC.
- **Finish:** Dark Bronze/White
- **Net weight:** 6.00kgs (13.23 lbs)

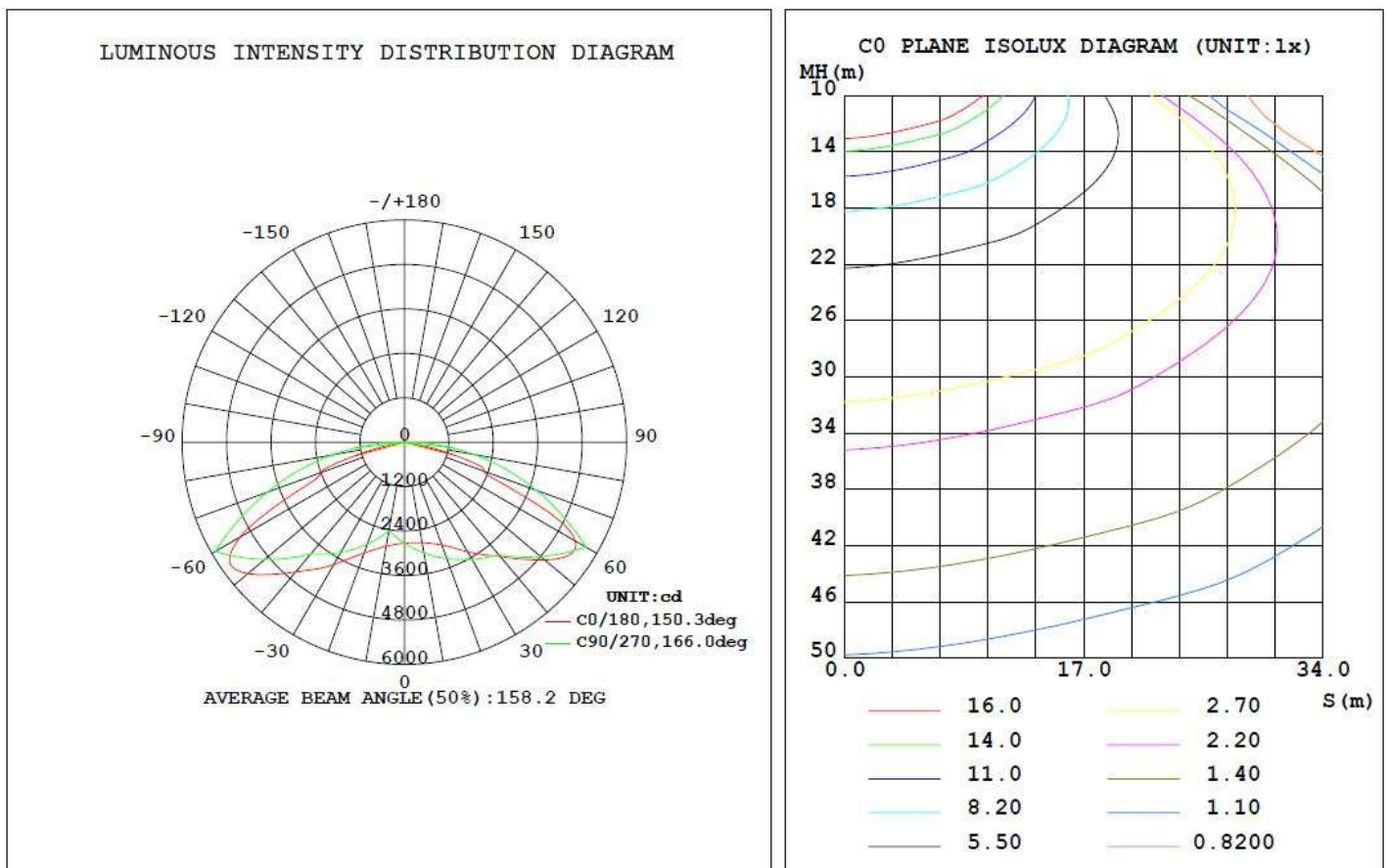
Unit: inch(mm)



■ Technical Parameters

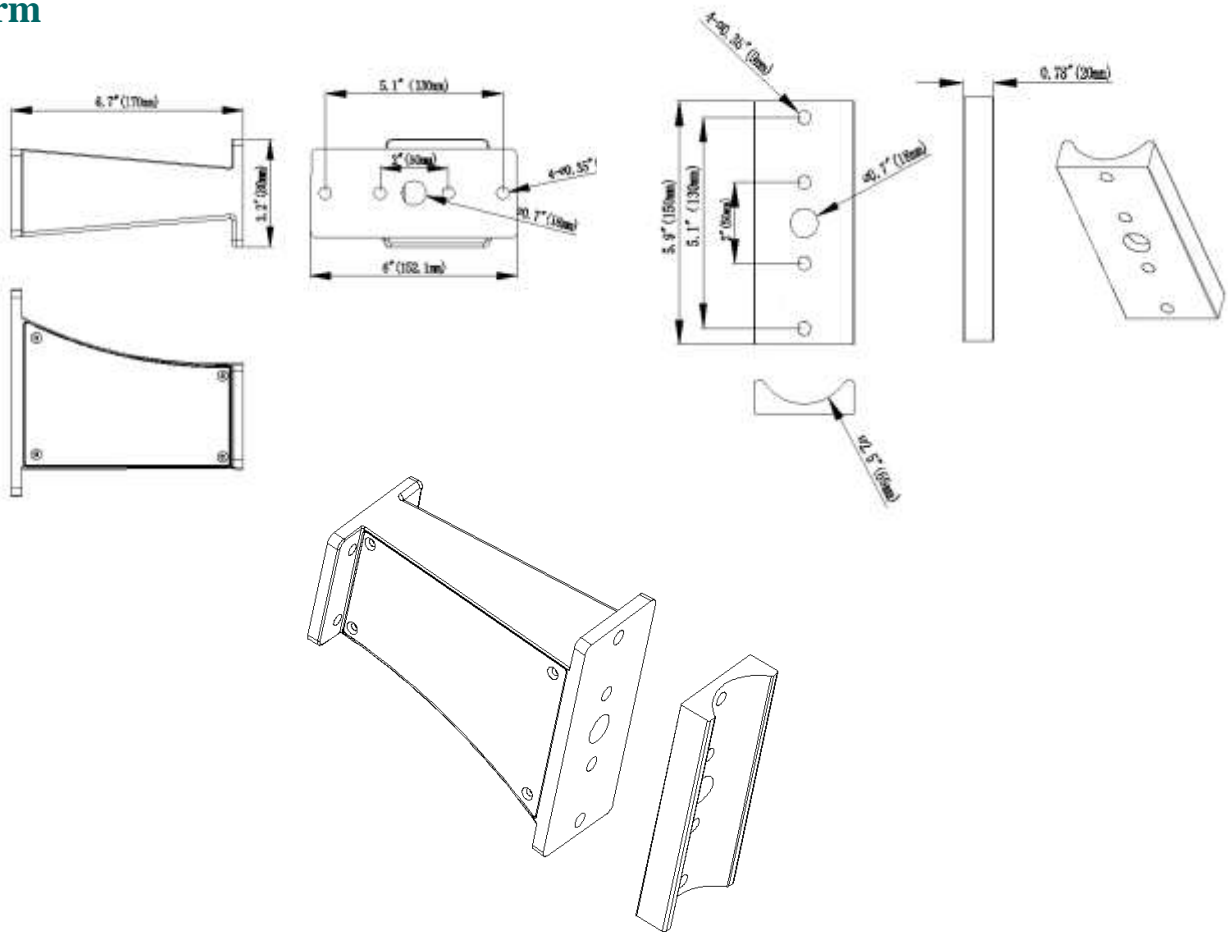
Type	SB15W27-XXK-X-TX-X-X		
Power	150W	Lighting Angle	Type II, Type III, Type Vs
Input Voltage	AC100-277V	LED Brightness Decay	<5%/6000 hrs
PF	>0.95	Working Life	>50000 hrs
Driver Efficiency	>90%	Working Temperature	-30 - +45°C
Luminous Flux	21000Lm	Storage Temperature	-40 -+80°C
Color Temperature	3000K/4000K/5000K/5700K	Protection Level	Wet Location/IP65
CRI	Ra>80	Cable	3 core, 18AWG

■ Photometry and Type Vs:

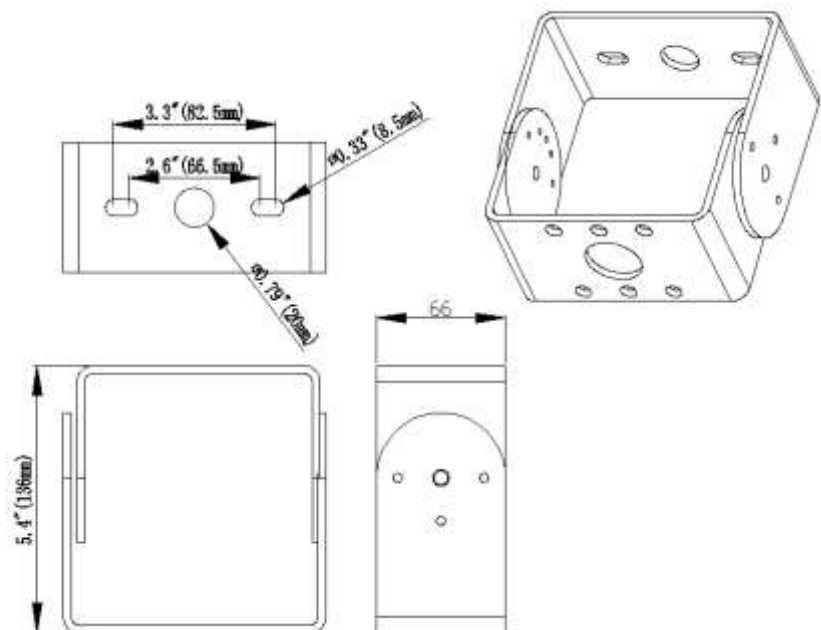


■ Accessory Option:

Arm



Trunnion



150W LED Shoebox Light



- **ORDERING INFORMATION:**

EXAMPLE: SB 15W 27-50K-D-T3-S-P

SB	15W	27	50K	D	T3	S	P
Product	Power	Voltage	Color Temp	Finish	IES	Mount	Control
SB SHOEBOX LIGHT	06W (60W) 10W (100W) 15W (150W) 20W (200W) 30W (300W)	27 AC100-277V 48 AC200-480V	30K (3000K) 40K (4000K) 50K (5000K) 57K (5700K) ± 500K	D Dark Bronze W White	T2 Type II T3 Type III T5 Type V	S Slip fitter T Trunnion A Arm	P 100-277V Photocell

ACES LED reserved the right of changing this datasheet RV1.0